



# FALL 2016 REPORT

**MICHIGAN STATE** | Office for International  
UNIVERSITY | Students and Scholars



# THE OFFICE FOR INTERNATIONAL STUDENTS AND SCHOLARS

The Office for International Students and Scholars (OISS) serves as the primary support unit for nonimmigrants who study, conduct research or teach at Michigan State University (MSU). MSU has a rich tradition of hosting academic visitors from abroad and they comprise an important part of the MSU campus culture.

The OISS staff brings a wealth of experience to the issues that international students and scholars commonly encounter. It is a privilege for the OISS staff to serve MSU's international community. The services that OISS provides include:

- Advising on and facilitating compliance with U.S. immigration regulations.
- Conducting orientations and other special programming that help international students and scholars acclimate and adjust to the academic, cultural and social life of MSU.
- Serving as a liaison with U.S. government agencies, foreign embassies, sponsors, and educational foundations that support international students and scholars.

- Contributing to the internationalization of MSU by providing opportunities for growth through cross-cultural interactions.

MSU strives to advance knowledge and transform lives. The President's Bolder by Design initiative gives emphasis on expanding MSU's international reach. Friendship across cultures can be transformational and OISS connects the world to our community in several ways.

The weekly Coffee Hour is a popular tradition and provides an opportunity for friendship and conversation with people from all parts of the world. The International Friendship Program organized by Community Volunteers for International Programs (CVIP) offers opportunities for cross-cultural friendships. For a full list of activities, please visit the OISS Calendar of Events at [oiss.msu.edu](http://oiss.msu.edu).

This brochure provides some highlights on international students at MSU. You can find more comprehensive statistical reports on the OISS website at [oiss.msu.edu](http://oiss.msu.edu).

427 N. Shaw Lane, Room 105  
East Lansing, MI 48824  
[oiss@msu.edu](mailto:oiss@msu.edu)  
[oiss.msu.edu](http://oiss.msu.edu)

Office Hours:  
Mon-Fri 8:00am - 5:00pm  
Walk-In Hours:  
Mon-Fri 1:00pm - 3:00pm



FOLLOW OISS MSU

# A YEAR IN NUMBERS

## 2016 STATISTICAL HIGHLIGHTS

### INTERNATIONAL STUDENTS

During fall 2016, Michigan State University enrolled 7,264 international students. This represents a growth of 10% in international student enrollment over that last 5 years. The international enrollment story at Michigan State University continues to be the significant enrollment of Chinese undergraduates. Although there was a decline in the number of enrolled undergraduate students from China this fall, the population of Chinese undergraduates has increased by 30% over the last 10 years. Countries with the largest increase in numbers over fall of 2015 include India (↑33, 10%), Canada (↑14, 8%), Indonesia (↑12, 39%), Kenya (↑6, 29%), Angola (↑6, 27%), Pakistan (↑6, 24%), Germany (↑6, 15%), and Japan (↑6, 10%). Countries with the largest decline in numbers over fall of 2015 include China (↓173, 4%), South Korea (↓43, 9%), Brazil (↓41, 45%), Saudi Arabia (↓41, 18%), Taiwan (↓20, 11%), Dominican Republic (↓13, 48%), and Turkey (↓13, 14.71%).


### OTHER TRENDS WORTH NOTING

- The Colleges of Business (2,522), Engineering (1,554), Social Science (1,006), Natural Science (985), and Agriculture and Natural Resources (618) continue to enroll the largest numbers of international students annually.

- The funding from the MasterCard Foundation continues to positively impact the steady increase in students from a wide variety of countries in Africa.
- The number of students receiving sponsorship from their governments, the U.S. government, or other home organizations fell from 695 in fall of 2015 to 620 students in fall of 2016. This is due to the contraction or closing of funding programs from Saudi Arabia, Brazil, Iraq, Libya, and Vietnam.
- According to the Institute of International Education's annual [Open Doors Report](#), MSU is ranked eleventh in the nation - and first in the state of Michigan - for our number of international students.

### ECONOMIC IMPACT

According to the formula used by NAFSA: Association of International Educators, international students contributed \$312.9 million to the [Greater Lansing Area](#) and supported 4,690 jobs. Economic impact reports on international students in the U.S. can be found using the [NAFSA International Student Economic Value Tool](#).



74%

FROM CHINA,  
KOREA & INDIA

27%

IN COLLEGE OF  
BUSINESS

14%

OF TOTAL MSU  
ENROLLMENT

133

COUNTRIES  
REPRESENTED

# INTERNATIONAL STUDENTS BY COUNTRY OF ORIGIN (FALL 2016)

Afghanistan .....1	Ethiopia ..... 12	Luxembourg.....1	Singapore ..... 9
Albania .....1	France..... 14	Macau ..... 3	Slovenia..... 2
Angola ..... 28	Gambia, The ..... 4	Macedonia.....1	Somalia ..... 1
Antigua and Barbuda.....1	Gaza Strip..... 1	Madagascar..... 2	South Africa ..... 3
Argentina......6	Georgia......3	Malawi .....12	South Sudan.....1
Armenia......4	Germany ..... 45	Malaysia......89	Spain......11
Australia......13	Ghana ..... 25	Mali......1	Sri Lanka .....10
Austria......2	Greece ..... 8	Mexico......30	Sudan ..... 1
Azerbaijan .....5	Guatemala ..... 5	Moldova .....1	Swaziland ..... 1
Bahamas......6	Haiti ..... 1	Mongolia......1	Sweden ..... 6
Bahrain .....2	Honduras ..... 5	Morocco......2	Switzerland ..... 4
Bangladesh.....26	Hong Kong.....36	Mozambique.....2	Syria .....4
Belgium......3	Hungary ..... 1	Namibia......2	Taiwan......167
Benin......3	India .....375	Nepal......14	Tanzania......7
Bolivia......3	Indonesia ..... 43	Netherlands.....4	Thailand .....57
Botswana ..... 5	Iran ..... 89	New Zealand.....5	Togo .....1
Brazil .....50	Iraq ..... 23	Nigeria .....26	Trinidad and Tobago.....2
Burkina Faso..... 2	Ireland ..... 5	Norway .....1	Tunisia ..... 2
Cambodia ..... 4	Israel......5	Oman ..... 2	Turkey......58
Cameroon......2	Italy ..... 9	Pakistan......31	Turkmenistan......1
Canada .....184	Jamaica ..... 2	Panama......11	Uganda......15
Chile ..... 8	Japan ..... 65	Papua New Guinea.....2	Ukraine ..... 10
China ..... 4527	Jordan ..... 8	Peru .....11	United Arab Emirates...27
Colombia......25	Kazakhstan ..... 5	Philippines ..... 6	United Kingdom .....16
Costa Rica......5	Kenya .....27	Poland...... 1	Uruguay...... 2
Cote D'Ivoire ..... 1	Korea, Republic of... 440	Portugal...... 4	Uzbekistan ..... 2
Czech Republic .....4	Kosovo ..... 1	Qatar...... 3	Venezuela .....15
Denmark .....11	Kuwait......6	Romania...... 2	Vietnam......41
Dominican Republic.....14	Kyrgyzstan ..... 2	Russia...... 18	Yemen...... 2
Ecuador......8	Laos...... 1	Rwanda .....17	Zambia...... 8
Egypt .....16	Lebanon .....12	Saudi Arabia.....181	Zimbabwe .....13
El Salvador......2	Lesotho ..... 1	Senegal...... 3	
Eritrea .....3	Libya ..... 13	Serbia...... 3	
Estonia .....1	Lithuania .....1	Sierra Leone .....4	<b>TOTAL ..... 7264</b>



4844

Undergraduate

2082

Graduate

338

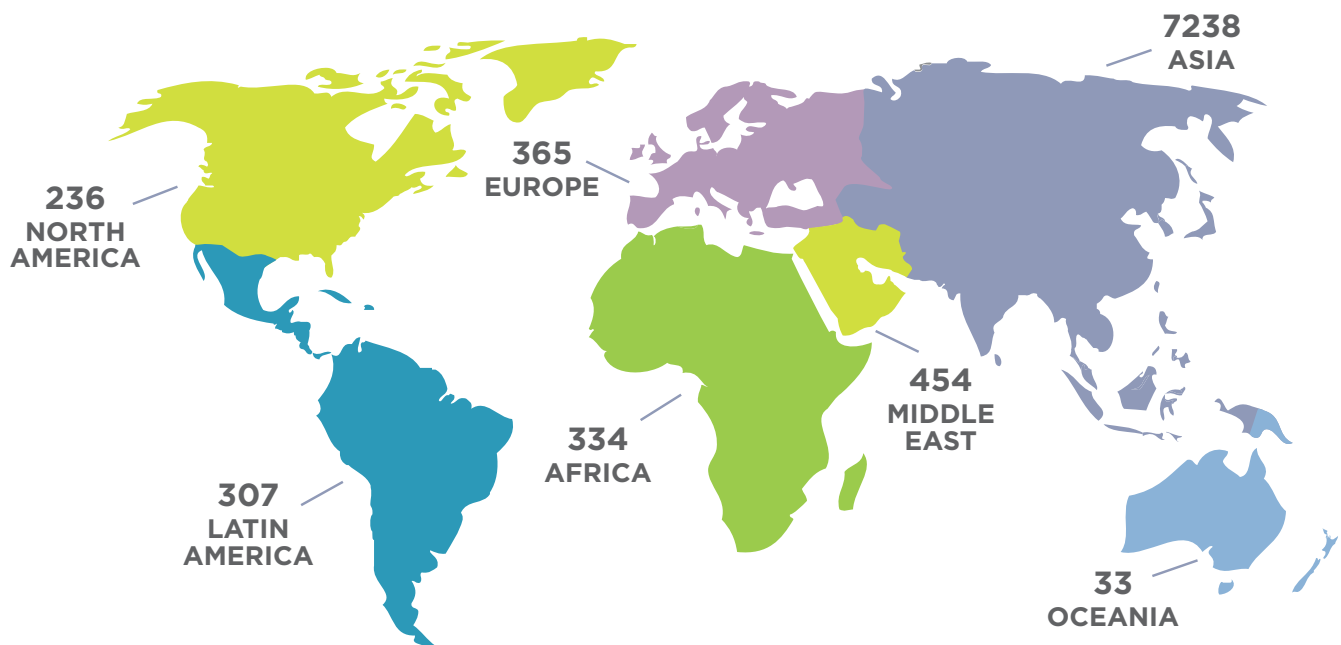
Non-degree

7264

Total

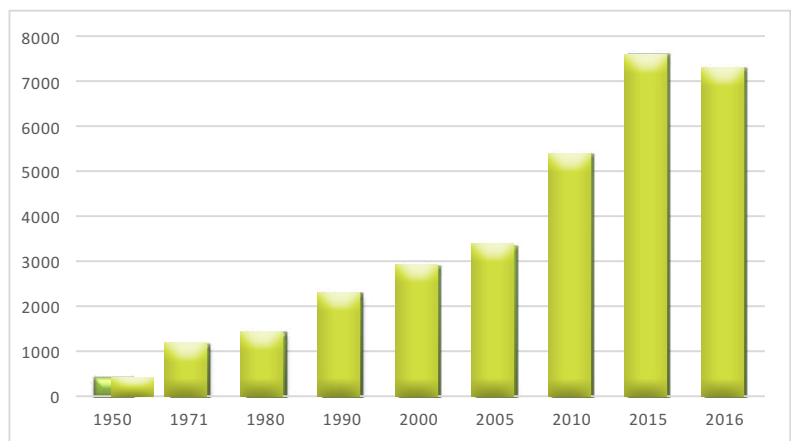
# INTERNATIONAL STUDENTS BY WORLD REGION (ANNUAL)

REGION	2012	2013	2014	2015	2016	5 YR CHANGE	1 YR CHANGE
Africa	237	274	294	316	334	40.9%	5.7%
Asia	6265	6829	7180	7309	7238	15.5%	-1.0%
Europe	382	361	347	402	365	-4.5%	-9.2%
Latin America	291	326	402	409	307	5.5%	-24.9%
Middle East	544	517	518	512	454	-16.5%	-11.3%
North America	194	211	219	222	236	21.6%	6.3%
Oceania	33	29	26	31	33	0.0%	6.5%
<b>TOTAL</b>	<b>7946</b>	<b>8547</b>	<b>8986</b>	<b>9201</b>	<b>8967</b>	<b>12.8%</b>	<b>-2.5%</b>



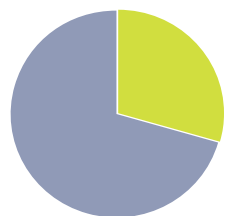
# FALL ENROLLMENT TRENDS 1950-2016

YEAR	INT'L STUDENT	% OF TOTAL MSU
1950	390	3%
1971	1132	2.7%
1980	1406	3.1%
1990	2282	5.3%
2000	2888	6.7%
2005	3293	7.3%
2010	5351	11.4%
2015	7568	15.0%
2016	7264	14.4%

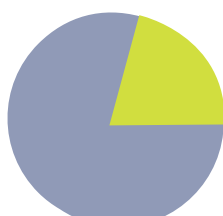


# ENROLLMENT STATUS (FALL 2016)

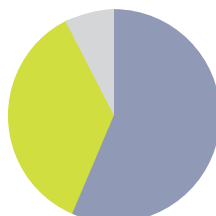
	%	UNDERGRADUATE	GRADUATE	NODEGREE	TOTAL
New	24%	1114	408	217	1739
Continuing	76%	3730	1674	121	5525
Full-Time	77%	4322	1244	0	5566
Part-Time	23%	522	838	338	1698
Male	55%	2791	1091	128	4010
Female	45%	2053	991	210	3254



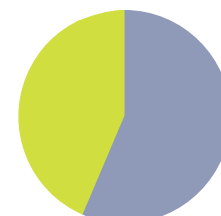
Continuing (76%)  
New (24%)



Full-Time (77%)  
Part-Time (23%)



Undergraduate (66.6%)  
Graduate (28.7%)  
Non-degree (4.7%)



Male (55%)  
Female (45%)

# LEVEL OF STUDY (FALL 2016)

UNDERGRADUATE	
Freshman	1439
Sophomore	942
Junior	1181
Senior	1282
<b>TOTAL</b>	<b>4844</b>

GRADUATE	
Masters	674
Doctoral	1305
Graduate Prof.	103
<b>TOTAL</b>	<b>2082</b>

NON-DEGREE	
Agricultural Tech	1
English Language	65
Graduate Certificate	16
Lifelong Graduate	152
Lifelong Undergrad	102
Post Doctoral	2
<b>TOTAL</b>	<b>338</b>

# TOP SENDING COUNTRIES (FALL 2016)

2013	
China	4383
Korea, Republic of	563
India	276
Saudi Arabia	215
Taiwan	184
Canada	155
Brazil	90
Iran	80
Japan	69
Thailand & Turkey*	65

2014	
China	4733
Korea, Republic of	521
India	307
Saudi Arabia	216
Taiwan	185
Canada	172
Brazil	169
Iran	83
Japan	75
Malaysia	65

2015	
China	4700
Korea, Republic of	483
India	342
Saudi Arabia	222
Taiwan	187
Canada	170
Brazil	91
Iran	89
Malaysia	89
Turkey	68

2016	
China	4527
Korea, Republic of	440
India	375
Canada	184
Saudi Arabia	181
Taiwan	167
Iran	89
Malaysia	89
Japan	65
Turkey	58

# COLLEGE ENROLLMENT (FALL 2016)

COLLEGE	2012	2013	2014	2015	2016	5YR CHANGE	1YR CHANGE
Ag. & Nat. Resources	544	583	668	597	534	-1.8%	-10.6%
Arts & Letters	330	269	254	237	209	-36.7%	-11.8%
Business	2111	2379	2408	2179	1949	-7.7%	-10.6%
Communication Arts	380	407	433	481	502	32.1%	4.4%
Education	238	233	222	222	193	-18.9%	-13.1%
Engineering	1018	1202	1285	1349	1363	33.9%	1.0%
Human Medicine	37	43	39	39	35	-5.4%	-10.3%
James Madison	18	23	22	24	24	33.3%	0.0%
Lifelong Education	237	228	325	313	254	7.2%	-18.8%
Lyman Briggs	18	14	14	13	13	-27.8%	0.0%
Music	107	101	106	111	123	15.0%	10.8%
Natural Science	714	764	823	832	857	20.0%	3.0%
Nursing	8	13	16	17	18	125.0%	5.9%
Osteopathic Medicine	46	68	86	101	101	119.6%	0.0%
Social Science	681	713	815	894	855	25.6%	-4.4%
No Preference	63	78	91	120	186	195.2%	55.0%
Veterinary Medicine	49	43	36	39	48	-2.0%	23.1%
<b>TOTAL</b>	<b>6599</b>	<b>7161</b>	<b>7643</b>	<b>7568</b>	<b>7264</b>	<b>10.1%</b>	<b>-4.0%</b>

## FAST FACTS

**25**

Internationally Focused Centers

**270**

International Partnerships

**275**

Study Abroad Programs

**3,000**

Students Study Abroad a Year

**133**

Countries Represented

**39**

Languages Taught

**39**

International Clubs

**532,000**

Living Alumni Worldwide



# OISS STAFF DIRECTORY

**James Dorsett**

Director  
jdorsett@msu.edu

**Christine “Chris” Bargerstock**

Associate Director  
chrisb@msu.edu

**Elizabeth Matthews**

Assistant Director  
elizm@msu.edu

**Brooke H.M. Stokdyk**

Assistant Director  
stokdyk@msu.edu

**Nancy Rademacher**

Office Manager  
SEVIS Coordinator  
rademac2@msu.edu

**Ismail Adawe**

International Student Advisor  
adawe@msu.edu

**Amber Cordell**

Educational Programs Manager  
amberc@msu.edu

**Bristol Day**

International Student Advisor  
Front Desk Supervisor  
daybrist@msu.edu

**Takashi Iwasaki**

International Student and Scholar Advisor  
iwasakit@msu.edu

**Leehoo Ly**

International Student Advisor  
Front Desk Supervisor  
lyleehoo@msu.edu

**Takhmina Maralbaeva**

International Student and Scholar Advisor  
maralbae@msu.edu

**Nicole Namy**

International Sponsored Student Advisor  
namynico@msu.edu

**Andrew Roberts**

Educational Program Coordinator  
aroberts@msu.edu

**Jessica Scott-Nells**

International Student and Scholar Advisor  
scottj46@msu.edu

**Joy Shantz**

International Student Advisor  
Community Outreach Coordinator  
joyks@msu.edu

**Hersh Sisodia**

International Student Advisor  
hsisodia@msu.edu

**Neringa Tuyilingire**

International Student and Scholar Advisor  
neringa@msu.edu

**Xiaoyu “Skyin” Yin**

International Student Advisor  
Communications and Experiential Learning Coordinator  
skyin@msu.edu

**Krista Smith**

Office Assistant  
krista@msu.edu

***For questions or comments about international student statistical data, contact Elizabeth Matthews by emailing [elizm@msu.edu](mailto:elizm@msu.edu).***

**MICHIGAN STATE** | Office for International  
UNIVERSITY | Students and Scholars

International Center  
427 N. Shaw Lane, Room 105  
East Lansing, MI 48824

517-353-1720  
[oiss@msu.edu](mailto:oiss@msu.edu)  
[oiss.msu.edu](http://oiss.msu.edu)



FOLLOW OISS MSU